

EDMUND A. GRAY COMPANY, Inc.

2277 East Fifteenth Street
Los Angeles, CA 90021-2841

Phone: (213)625-2723 Fax: (213)625-5734

web: www.eagray.com email: sales@eagray.com



12













STAINLESS STEEL FITTINGS

**TYPE 304
SSF-0618**

Effective July 2018
Supersedes SSF-0714

Unless otherwise stated, product is imported

LIST PRICING APPLIES TO BOTH STANDARD AND HEAVY PATTERN FITTINGS

description	image		1/8"	1/4"	3/8"	1/2"	3/4"	1"	1-1/4"	1-1/2"	2"	2-1/2"	3"	4"
90° ELBOWS 		P/N	100A	100C	100E	100G	100I	100K	100L	100M	100N	100P	100Q	100T
			9.09	9.09	11.30	12.03	17.25	24.45	42.91	57.11	72.41	164.94	210.18	410.17
90° STREET 		P/N	160A	160C	160E	160G	160I	160K	160L	160M	160N	160P	160Q	160T
			12.98	12.98	15.63	18.39	25.52	44.16	64.15	75.88	102.77	217.05	287.93	560.65
45° ELBOWS 		P/N	140A	140C	140E	140G	140I	140K	140L	140M	140N	140P	140Q	140T
			11.49	11.49	13.50	14.84	21.66	26.46	42.36	50.40	70.91	195.07	268.85	478.45
TEES 		P/N	200A	200C	200E	200G	200I	200K	200L	200M	200N	200P	200Q	200T
			12.19	12.19	15.53	16.31	25.95	33.04	65.72	81.70	104.94	225.08	324.38	585.89
COUPLINGS 		P/N	700A	700C	700E	700G	700I	700K	700L	700M	700N	700P	700Q	700T
			6.91	8.20	9.56	13.54	19.54	29.68	47.17	56.01	78.94	173.28	224.00	348.20
HALF COUPLINGS 		P/N	712A	712C	712E	712G	712I	712K	712L	712M	712N	712P	712Q	712T
			4.97	5.50	5.93	8.27	11.04	14.16	23.12	29.64	40.62	98.56	135.52	221.48
REDUCING COUPLINGS 		P/N		705CA	705E*	705G*	705I*	705K*	705L*	705M*	705N*	705P*	705Q*	705T*
				9.51	10.55	10.08	15.16	20.74	30.24	43.61	72.82	156.10	222.31	368.23
SQ. HEAD PLUGS 		P/N	400A	400C	400E	400G	400I	400K	400L	400M	400N	400P	400Q	400T
			3.94	4.64	6.21	8.87	10.82	13.69	27.25	32.50	38.46	73.29	92.09	199.87
CAPS 		P/N	300A	300C	300E	300G	300I	300K	300L	300M	300N	300P	300Q	300T
			4.57	6.56	7.71	8.00	10.02	15.06	27.25	35.76	45.60	82.23	133.70	192.46
HEX BUSHINGS 		P/N		600CA	600E*	600G*	600I*	600K*	600L*	600M*	600N*	600P*	600Q*	600T*
				5.93	6.48	8.20	11.99	16.66	29.80	35.67	54.40	93.25	142.90	260.01
UNIONS 		P/N	820A	820C	820E	820G	820I	820K	820L	820M	820N	820P	820Q	820T
			30.70	30.70	31.29	33.87	42.91	64.73	112.26	126.98	152.02	411.73	518.50	841.59
CROSSES 		P/N	500A	500C	500E	500G	500I	500K	500L	500M	500N	500P	500Q	500T
			21.22	21.22	25.29	31.15	53.30	78.88	93.67	116.04	166.12	477.36	515.69	837.78

Should you need items or sizes not shown, please advise us and we will make every effort to make them available for you.

Some items may not be immediately available for shipment. Please call to verify.

"IF IT'S A PIPE NIPPLE WE HAVE IT"

Prices listed herein are effective immediately, supersede all previous quotations and price sheets, and are subject to change without notice. The Edmund A. Gray Company "Policies and Conditions of Sale" apply to any/all products listed herein, and are subject to change without notice. The Edmund A. Gray Company has taken careful measures to ensure the accuracy of the information herein, and cannot be held responsible for inaccuracies, errors or omissions in this literature. An offer to sell is not implied by the possession of Edmund A. Gray Company literature or pricing information, nor does possession indicate a right to purchase our products. Visit our website, <http://www.eagray.com> for additional information, including all Policies, Disclaimers, & Certifications.